



Same Diagnosis. Different Reality.

Why cancer is now a core workforce challenge
- and opportunity.

Cancer is not just a medical issue, it is a workplace issue.



160,000
working age diagnoses
each year



1 million
working age people
living with cancer



1.1 million
cancer carers



£1.6bn
annual cost
to UK employers



55% don't disclose
until diagnosis

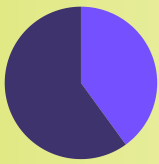


24% increase
in cancer incidence
in under 50s

Almost half of diagnoses affect people of working age. As survival improves, more people are living - and working - through cancer for many years.

Cancer is no longer a single claim event. It's a long-term workforce experience that needs structured, consistent support.

Prevention and awareness: A major opportunity in the workplace



40% of cancer cases
are preventable



1/3

of our lives are spent
at work

184,000 preventable
cases

£113bn societal
cost



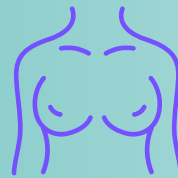
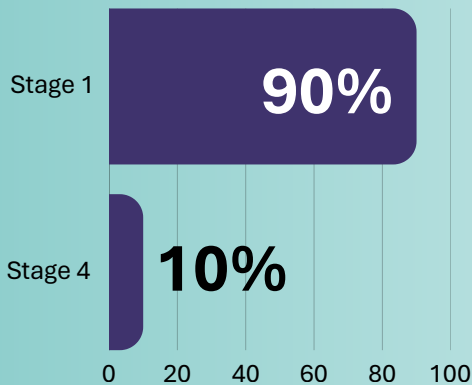
Build **symptom awareness**
& **preventative education** into working life

We spend roughly a third of our lives at work. That makes the workplace a powerful setting for health promotion.

There is a major opportunity to build symptom awareness and preventative health education into working life. Improving long term health outcomes and reducing the cost impact of cancer.

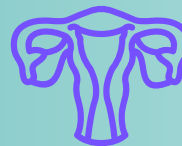
Early detection is an underused tool

Bowel cancer survival



Breast screening **saves**

1,300
lives per year



Cervical screening **saves**

4,500
lives per year



Bowel screening **creates a**

25% reduction
in bowel cancer deaths



**Earlier diagnosis
saves lives
and costs**

If we want to reduce the long-term workforce impact of cancer, we must act earlier. Screening detects cancer earlier – lowering both human and business costs.

Ready to reduce risk and improve outcomes?

Get in touch

- ◇◇ www.reframe.co.uk
- ◇◇ enquiries@reframe.co.uk
- ◇◇ 0207 965 0299

