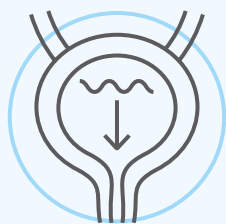
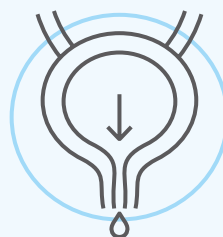


Symptom checker

Prostate Cancer



Needing to pee more frequently, often during the night




Weak flow



Needing to rush to the toilet



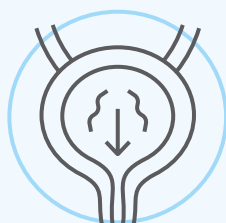
Feeling that your bladder has not emptied fully



Difficulty in starting to pee (hesitancy)



Blood in urine or blood in semen



Straining or taking a long time while peeing

Prostate cancer does not usually cause any symptoms until the cancer has grown large enough to put pressure on the tube that carries urine from the bladder out of the penis (urethra).

Source: NHS

If you notice any changes or symptoms, you should seek advice from your GP.



Contact Us

Visit us at: www.reframe.co.uk
Call us on: 0207 965 0299
Email us: enquiries@reframe.co.uk